

Commercial Rear-Entry

Dodge



We get it: downtime is expensive. That's why BraunAbility specializes in designing accessible vehicles that are up to the challenge of tough, real-world use in your transit fleet. With a number of floorplan options and ambulatory seating configurations, you'll have the flexibility to meet all of your customers' needs.

BraunAbility has a proven track record of producing economical and dependable commercial vehicles designed to keep you up and running day after day, year after year. Contact your BraunAbility representative today to see how the wheelchair accessible Dodge Caravan can help you maintain ADA compliance... and your bottom line.

FLEXIBLE SEATING
Multiple options are available to accommodate ambulatory passengers and wheelchair users.



LOWERED FLOOR
Choose the configuration that best meets your needs.



 **BraunAbility**
Life is a Moving Experience™


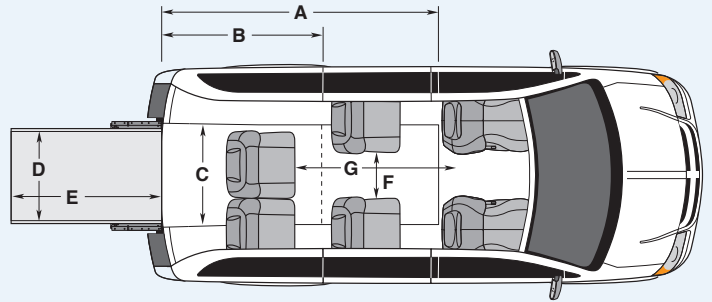
Commercial Rear-Entry - Dodge

STANDARD FEATURES

- FTA Buy America Compliant
- ADA, FMVSS and CMVSS Compliant
- Meets/exceeds Altoona test requirements
- CARB approved
- 56" door opening
- 96-1/2" long x 33-1/4" wide floor
- 34" wide manual ramp
- Remount OEM quad seats - Flip & Fold
- 2nd row false floor filler
- ADA commercial flooring throughout
- Wheelchair securement straps - Slide-n-Click QRT w/ Lap & Shoulder Restraints
- Transmission interlock
- ADA ramp lighting mounted on rear hatch
- Emergency Exit - release mechanism and sticker on rear hatch
- Back-up alarm
- MPG 17.8 (based on 10% hwy / 90% city mix)
- Side-impact air bags

OPTIONS

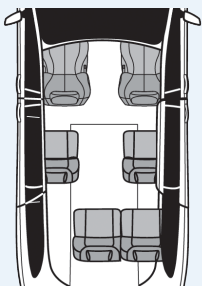
- Short floor (lowered aft of 2nd row seats)
- Aftermarket bucket seats - 2nd row
- Aftermarket 2nd row 3-passenger bench seat
- Aftermarket 3rd row 2-passenger folding bench seat
- Altro on lowered floor
- Vinyl covers for OEM seats
- DOT kit
- Additional sets of tie-down straps



2011+

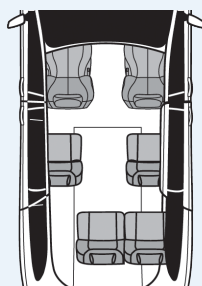
		2011+
A	Lowered floor length - Long	96-1/2
B	Lowered floor length - Short	62
C	Lowered floor width	33-1/4
D	Usable ramp width	34
E	Ramp length (manual)	58
F	Aftermarket buckets	21
F	OEM quads*	12
G	Rear bench to front of lowered floor	50
H	Ground clearance at rear frame	8
I	Ground clearance at skid plate	6-1/2
J	Front wheelchair location interior height (w/o overhead console)	58
J	Front wheelchair location interior height (with overhead console)	55
K	Entrance height	56
L	Overall height (hatch open)	89
M	Overall height (hatch closed)	72
S	Ramp slope (manual)	10°

**FLOORPLAN
OPTION A**



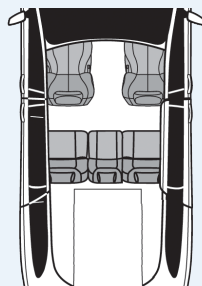
2nd Row OEM
Flip & Fold
Optional Folding
2-Passenger Seat

**FLOORPLAN
OPTION B**



2nd Row Aftermarket
Bucket Seats
Optional Folding
2-Passenger Seat

**FLOORPLAN
OPTION C**



2nd Row 3-Passenger
Aftermarket Bench Seat
Short Floor Option



All illustrations, descriptions and specifications in this brochure are based on the latest product information at the time of publication. BraunAbility reserves the right to make changes at any time without notice. © 2014 The Braun Corporation 30462

BraunAbility
Life is a Moving Experience™

631 West 11th Street • Winamac, IN 46996
(574) 946-6153 • 1-800-THE-LIFT
www.braunability.com/commercial

AUTHORIZED DEALER

Matthews
Buses Commercial

(800) 330-1175

www.matthewsbusescommercial.com