



Federal
REV GROUP



Explore the world in comfort with forty-three of your closest friends in the Federal Coach Premier; built for dependability, durability and all the luxury that Federal Coach is known for. Premier sets the standard in large bus elegance and stunning road presence. With standard features like interior LED lighting and a large observation window, passengers will experience style and comfort like never before.

Excellence comes standard.

- 102" wide body to enhance passenger comfort
- Front observation and optional touring windows enhance visibility
- All-fiberglass exterior and one-piece fiberglass roof extends the life of your bus and protects against road salt and other corrosive agents
- A wide array of amenities available exceed expectations for style and comfort
- ADA-compliant, QVM certified and ISO certified

*Varies based on your state and the options selected. *Photo shown with optional equipment.



STANDARD CHASSIS EQUIPMENT

Engine	Cummins ISB 6.7 300 HP
Transmission	Allison 2500
Fuel Tank	(2) 50 Gallon Undercab Tanks
Brakes	Hydraulic Brakes Air Brakes
Alternator	Leece Neville 320 Amp.

STANDARD BODY EQUIPMENT

- Backup Alarm
- Fiber Glass Step Rear Bumper
- Steel Cage Frame
- Molded Fiberglass Exterior
- Front Observation Window
- Gerflor Flooring
- Exterior Grade, Undercoated Plywood Floor
- Interior, Stepwell and Exterior LED Lighting
- Modesty Panel with Entry Handrail
- Steps Under Cab Doors
- Soundproofing Frame and Structure Undercoating
- Large T-Slide Blackout Windows
- Grey Padded Vinyl Ceiling and Walls
- Heated Remote Mirrors
- Air Suspension

POPULAR OPTIONS

- Climate Controls
- Backup Camera
- Ceiling Mount Handrail
- Ceiling Treatments
- Cargo Net
- ADA Options
- Exterior Key Entry
- Overhead Luggage
- DVD Player and 7" LCD Monitors
- PA System
- Rear Side Wheelchair Lift
- Rear Cargo Door
- Painted Skirts
- Upgraded Seating Options
- 22" - 46" LCD Flat Screen Televisions
- Under Belly Storage
- Rear Luggage

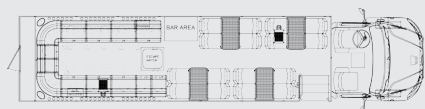
SPECIFICATIONS

MODEL	40' Premier
Maximum Passenger Capacity	44
Maximum Seating Rows	12
Interior Height 6" from Sidewall	75"
Interior Height at Center Aisle	80.75"
Interior Width	92"
Electric Entrance Door	32"
Overall Height	121.5"
Overall Length with Bumper	474"
Overall Width with No Mirrors	102"
Wheelbase	305"
GVWR	26,000 or 27,500

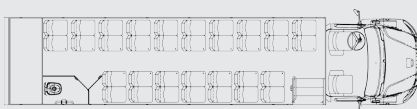
*Varies based on state and option selected. **Various passenger/wheelchair configurations available.



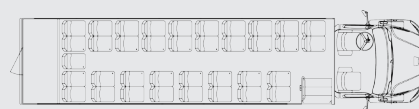
POPULAR FLOOR PLANS



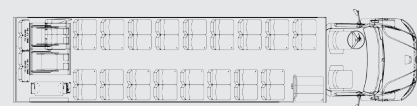
40' Premier, 32 Passenger
Perimeter Seating, Bar & Rear Luggage



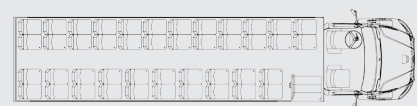
40' Premier, 34 Passenger
Restroom & Rear Luggage



40' Premier
37 Passenger with Rear Luggage



40' Premier
40 + 2 Passenger with Rear Lift



40' Premier
44 Passenger

Due to ongoing engineering improvements, Federal Coach reserves the right to make changes without notification.